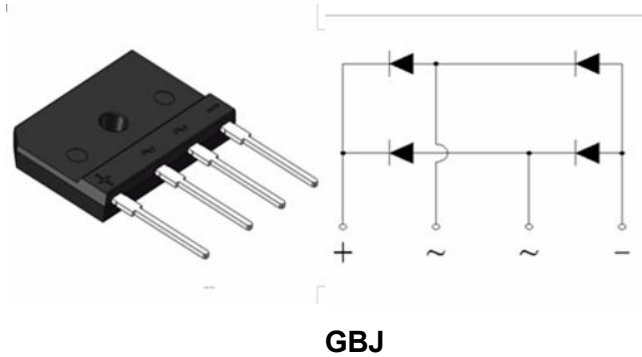


Reverse Voltage 50V~1000V Output Current 25A

Features

- Thin Single In-Line package;
- Ideal for printed circuit boards;
- Glass Passivated chip junction;
- High Surge current capability;
- High case dielectric strength of 2500 VRMS;
- Low forward voltage drop
- Plastic package has Underwrites Laboratory Flammability Classification 94V-0;



Typical Applications

- General purpose use in AC-to-DC bridge full wave rectification for Switching Power Supply, Home Appliances, Office Equipment, Industrial Automation applications.

Mechanical Data

- Case: GBJ(5S)Molded plastic body;Base P/N with suffix"E" on packing code-halogen free
- Terminals:Plated leads solderable per MIL-STD-750,Method 2026;
- High temperature soldering guaranteed: Solder Dip 260°C,10seconds;
- Polarity: As marked on body;
- Mounting Torque: 10cm·kg (8.8 inches·lbs) max;
- Recommend Torque:Mounting Torque: 5.7cm·kg (5inches·lbs);

Maximum Ratings (TA = 25 °C unless otherwise noted)

Parameter	Symbol	GL2506-T2	GL2508-T2	Unit
Maximum repetitive peak reverse voltage	V_{RRM}	600	800	V
Maximum RMS voltage	V_{RMS}	420	560	V
Maximum DC blocking voltage	V_{DC}	600	800	V
Maximum average forward rectified output current at	$I_{F(AV)}$	TC=120°C	25 ⁽¹⁾	A
		TA=25°C	4 ⁽²⁾	
Peak forward surge current 8.3 ms single half sine-wave superimposed on rated load	I_{FSM}	450		A
Rating for fusing(t<8.3ms)	I^2t	844		A ² sec
Operating junction and storage temperature range	T_J, T_{STG}	- 55 to + 150		°C

Electrical Characteristics (TA = 25 °C unless otherwise noted)

Parameter		Symbol	GL2506-T2	GL2508-T2	Unit
Maximum instantaneous forward voltage drop per leg at 12.5A	TA=25°C	V _F	0.93		Volts
	TA=125°C		0.80		
Maximum DC reverse at rated DC blocking voltage per leg	TA=25°C	I _R	10.00		μA
	TA=125°C		250.00		
Maximum reverse recovery time	IF = 0.5 A, IR = 1.0 A, I _{rr} = 0.25 A	TRR	6.00		μS

Thermal Characteristics

Parameter		Symbol	GL2506-T2	GL2508-T2	Unit
Typical thermal resistance per leg	R _{θJA} ⁽²⁾		22.0		°C /W
	R _{θJC} ⁽³⁾		0.8		

NOTE:(1)Thermal resistance from junction to case,Unit case mounted with heatsink

(2)Thermal resistance from junction to ambient,Unit case mounted on PCB without heatsink

Ratings and Characteristics Curves

(TA = 25°C unless otherwise noted)

FIG.1-DERATING CURVE FOR OUTPUT RECTIFIED CURRENT

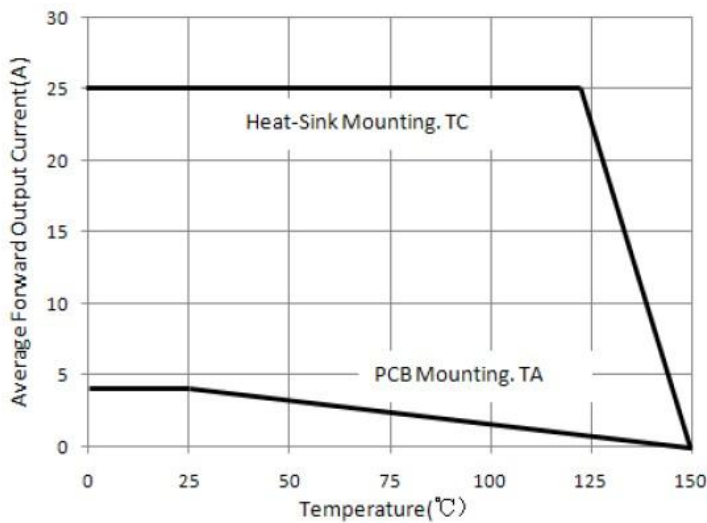


FIG.2-MAXIMUM NON-REPETITIVE PEAK FORWARD SURGE CURRENT

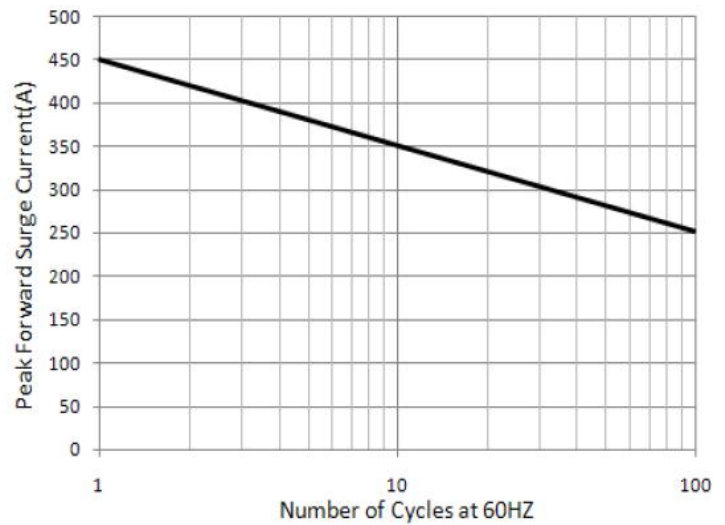


FIG.3-TYPICAL INSTANTANEOUS FORWARD CHARACTERISTICS

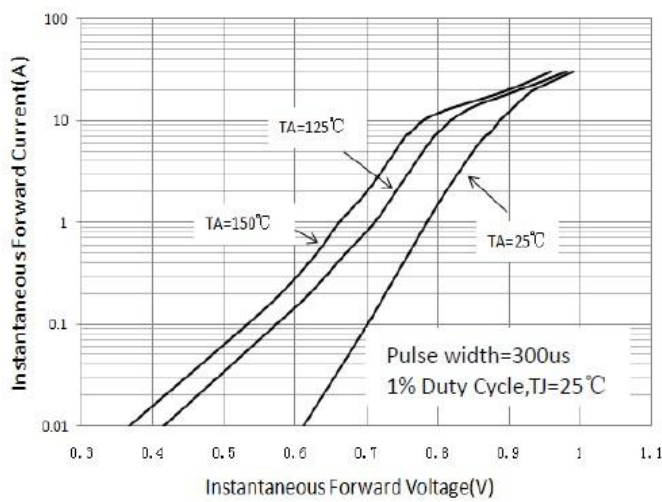
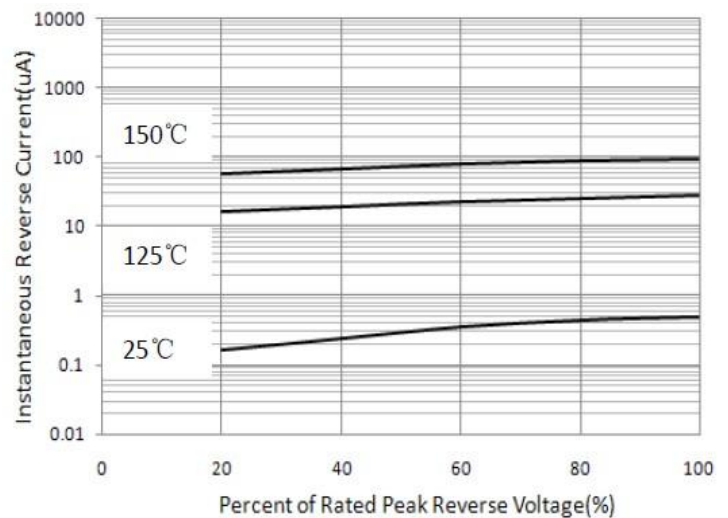


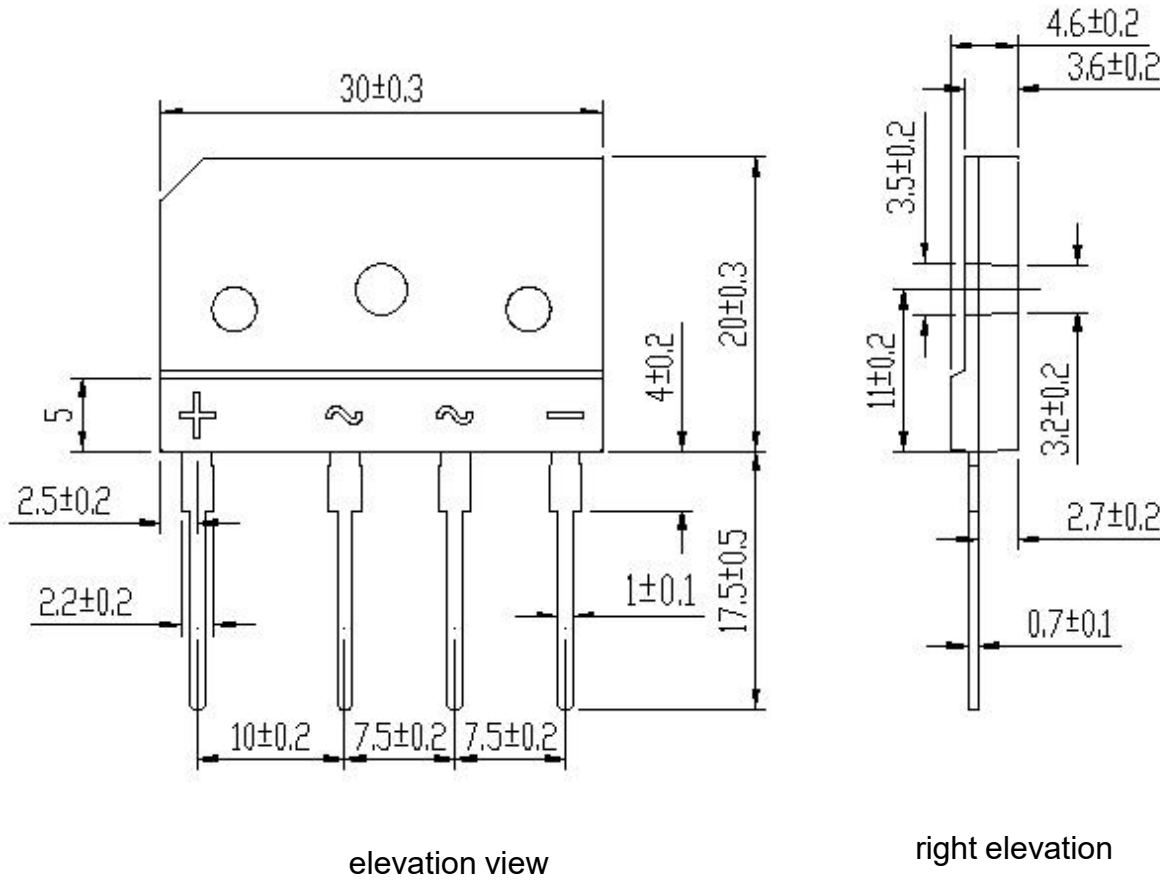
FIG.4-TYPICAL REAK REVERSE VOLTAGE CHARACTERISTICS



Package Outline Dimensions

in millimeters

First angle projection



elevation view

right elevation

Revision History

Document Version	Date of release	Discription of changes
Rev.A	2021/3/1	Released Datasheet
Rev.B	2023/12/8	Modify document format

Disclaimers

These materials are intended as a reference to assist our customers in the selection of the Suzhou Good-Ark product best suited to the customer's application; they do not convey any license under any intellectual property rights, or any other rights, belonging to Suzhou Good-Ark Electronics Co., Ltd. or a third party.

Suzhou Good-Ark Electronics Co., Ltd. assumes no responsibility for any damage, or infringement of any third-party's rights, originating in the use of any product data, diagrams, charts, programs, algorithms, or circuit application examples contained in these materials.

All information contained in these materials, including product data, diagrams, charts, programs and algorithms represents information on products at the time of publication of these materials, and are subject to change by Suzhou Good-Ark Electronics Co., Ltd. without notice due to product improvements or other reasons. It is therefore recommended that customers contact Suzhou Good-Ark Electronics Co., Ltd. or an authorized Suzhou Good-Ark Electronics Co., Ltd. for the latest product information before purchasing a product listed herein. The information described here may contain technical inaccuracies or typographical errors. Suzhou Good-Ark Electronics Co., Ltd. assumes no responsibility for any damage, liability, or other loss arising from these inaccuracies or errors. Please also pay attention to information published by Suzhou Good-Ark Electronics Co., Ltd. by various means, including our website home page.

(<http://www.goodark.com>)

When using any or all of the information contained in these materials, including product data, diagrams, charts, programs, and algorithms, Please be sure to evaluate all information as a total system before making a final decision on the applicability of the information and products. Suzhou Good-Ark Electronics Co., Ltd. assumes no responsibility for any damage, liability or other loss resulting from the information contained herein.

The prior written approval of Suzhou Good-Ark Electronics Co., Ltd. is necessary to reprint or reproduce in whole or in part these materials.

Please contact Suzhou Good-Ark Electronics Co., Ltd. or an authorized distributor for further details on these materials or the products contained herein.